




**FITTING INSTRUCTIONS FOR TP0005 FOOTBOARD SLIDERS**  
**BMW C600 SPORT 2012**




**THIS KIT CONTAINS THE ITEMS PICTURED AND LABELLED BELOW.**  
**DO NOT PROCEED UNTIL YOU ARE SURE ALL PARTS ARE PRESENT.**

Please note that the way the kit is packed does not necessarily represent the way of mounting to the bike.

THE PARTS SHOWN MAY BE REPRESENTATIVE ONLY (FOR CLARITY OF INSTRUCTIONS ONLY)



**LEFT HAND SIDE**



### **RIGHT HAND SIDE**

#### **LEGEND**

- ITEM 1 = MOUNTING PLATE LEFT SIDE (MP0022) (x1).  
ITEM 2 = SPACER (S0519) 3mm WIDE (x4).  
ITEM 3 = SLIDER (SL0008) (x2).  
ITEM 4 = M5x10mm LONG COUNTERSUNK BOLTS (x4).  
ITEM 5 = MOUNTING PLATE RIGHT SIDE (MP0023) (x1).

Please note that in cases where kits are packed with rubber washers holding the components onto the bolt – *the rubber washers should be thrown away!*

#### **TOOLS REQUIRED**

- Set of metric Allen keys to include 3 & 4mm A/F sizes.
  - Set of Torx keys.



PICTURE 1

### **FITTING INSTRUCTIONS**

#### **LEFT HAND SIDE**

- Undo and remove the two Torx bolts arrowed in picture 1.
- Remove the original foot plate.
- Place two of the spacers (item 2) into position.
- Take the left side mounting plate (item 1) and fit the slider (item 3) using two of the M5 countersunk bolts (item 4). Fit the bolts through the slider and screw into the mounting plate and tighten.
- Position the new foot plate into position and secure using the two original bolts.
- Place the reflective bubble stickers into recesses to cover the bolt heads.

Repeat the above for the right hand side

### **CONSUMER NOTICE**

The catalogue description and any exhibition of samples are only broad indications of the Products and R&G may make design changes which do not diminish their performance or visual appeal and supplying them in such state shall conform to the order. The Buyer acknowledges no representation or warranty (other than as to title) has been given or will apply to the Products other than those in R&G's order or confirmation and the Buyer confirms it has chosen the Products as being of merchantable quality and suitable for its particular purposes. Where R&G fits the Products or undertakes other services it shall exercise reasonable skill and care and rectify any fault free of charge unless the workmanship has been disturbed. The Buyer is responsible for ensuring that the warranty on the motorcycle is not affected by the fitting of the Products. On return of any defective Products R&G shall at its option either supply a replacement or refund the purchase money but shall not be liable if the Products have been modified or used or maintained otherwise than in accordance with R&G's or manufacturer's instructions and good engineering practice or if the defect arises from accident or neglect. Other than identified above and subject to R&G not limiting its liability for causing death and personal injury, it shall not be liable for indirect or consequential loss and otherwise its liability shall be limited to the amounts paid by the Buyer for the Products or the fitting or service concerned. These terms do not affect the Buyer's statutory rights.

### **R&G RACING RETURNS POLICY (NON-FAULTY GOODS)**

Returns must be pre-authorized (if not pre-authorized the return will be rejected). Goods may only be returned direct to us if they were purchased direct from us (customer must prove if necessary). Otherwise to be returned to original vendor. Goods must be in re-sellable condition, in the opinion of R&G Racing. All returns are subject to a 25% restocking and handling fee (25% of the gross value exc. P&P – at the prevailing price at time of purchase). The customer must pay any and all carriage charges. No returns of discontinued products, unless within 14 days of purchase. This policy does not affect your statutory rights and does not refer to faulty goods.

R&G Racing

Unit 1, Shelley's Lane, East Worldham, Alton, Hampshire, GU34 3AQ

Tel: +44 (0)1420 89007 Fax: +44 (0)1420 87301 [www.rg-racing.com](http://www.rg-racing.com) Email: [info@rg-racing.com](mailto:info@rg-racing.com)




**Instructions de montage pour TP0005 Sliders Repose pied**  
**BMW C600 SPORT 2012**



**Le kit contient les articles exposés ci-dessous, vérifier que toutes les pièces soient présentes avant de procéder au montage.**

**La façon dont le kit est emballé ne correspond pas forcément à la façon de monter les pièces sur la moto.**

**Les pièces présentées peuvent n'être que représentatives, afin de faciliter et clarifier les instructions de montage.**





### COTÉ GAUCHE



### COTÉ DROIT

#### **LEGENDE**

Article 1 = Plaque de montage coté gauche (MP0022) (x1).

Article 2 = Entretoise (S0519) 3mm (x4).

Article 3 = Slider (SL0008) (x2).

Article 4 = M5x10mm Boulons à tête fraisée (x4).

Article 5 = Plaque de montage coté droit (MP0023) (x1).

Notez que si les kits sont emballés avec des rondelles en caoutchouc servant à tenir les composants, *ces rondelles doivent être jetées.*

#### **Outils requis**

- Clé Allen 3 et 4mm
- Clé Torx



Photo 1

#### Coté gauche

- Desserrer les 2 boulons Torx (Photo 1).
- Enlever le repose pied d'origine.
- Placer 2 des entretoises en position (photo 2).
- Prendre la plaque de montage coté gauche (article 1) et installer le slider (article 3) à l'aide 2 des boulons à tête fraisée (article 4). Passer les boulons à travers le slider puis serrer pour fixer le slider en position.
- Positionner le nouveau repose pied en position puis fixer à l'aide des 2 boulons d'origine.
- Placer les stickers R&G dans le creux pour cacher les têtes de boulons.

#### Répéter le processus pour le coté droit

#### **CONSUMER NOTICE**

The catalogue description and any exhibition of samples are only broad indications of the Products and R&G may make design changes which do not diminish their performance or visual appeal and supplying them in such state shall conform to the order. The Buyer acknowledges no representation or warranty (other than as to title) has been given or will apply to the Products other than those in R&G's order or confirmation and the Buyer confirms it has chosen the Products as being of merchantable quality and suitable for its particular purposes. Where R&G fits the Products or undertakes other services it shall exercise reasonable skill and care and rectify any fault free of charge unless the workmanship has been disturbed. The Buyer is responsible for ensuring that the warranty on the motorcycle is not affected by the fitting of the Products. On return of any defective Products R&G shall at its option either supply a replacement or refund the purchase money but shall not be liable if the Products have been modified or used or maintained otherwise than in accordance with R&G's or manufacturer's instructions and good engineering practice or if the defect arises from accident or neglect. Other than identified above and subject to R&G not limiting its liability for causing death and personal injury, it shall not be liable for indirect or consequential loss and otherwise its liability shall be limited to the amounts paid by the Buyer for the Products or the fitting or service concerned. These terms do not affect the Buyer's statutory rights.

#### **R&G RACING RETURNS POLICY (NON-FAULTY GOODS)**

Returns must be pre-authorized (if not pre-authorized the return will be rejected). Goods may only be returned direct to us if they were purchased direct from us (customer must prove if necessary). Otherwise to be returned to original vendor. Goods must be in re-sellable condition, in the opinion of R&G Racing. All returns are subject to a 25% restocking and handling fee (25% of the gross value exc. P&P – at the prevailing price at time of purchase). The customer must pay any and all carriage charges. No returns of discontinued products, unless within 14 days of purchase. This policy does not affect your statutory rights and does not refer to faulty goods.

R&G Racing

Unit 1, Shelley's Lane, East Worldham, Alton, Hampshire, GU34 3AQ

Tel: +44 (0)1420 89007 Fax: +44 (0)1420 87301 [www.rg-racing.com](http://www.rg-racing.com) Email: [info@rg-racing.com](mailto:info@rg-racing.com)